

I LOVE
ASL!

HELLO



American Sign Language 1

Syllabus

[Welcome and
Course
Description](#)

[Expectations](#)

[Important
Terms](#)

[How to Navigate
the Course](#)

[Assessments and
Grading](#)

[Schedule/What
We'll Be Learning](#)

[Progress](#)

[Stay
Connected](#)

[Opportunities
to interact](#)

[Accommodations
+ Contact](#)

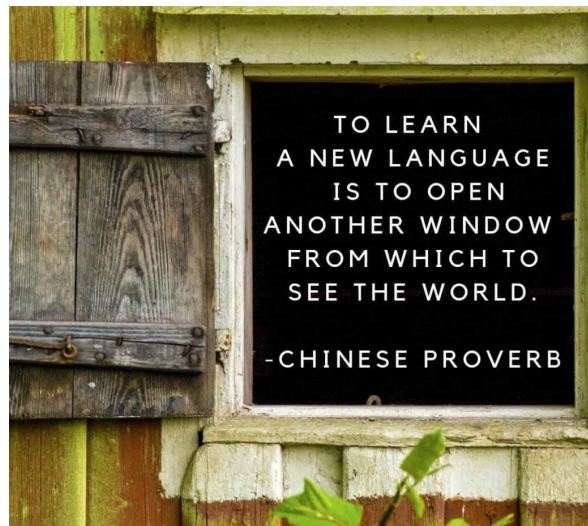
[Click here
to get
started!](#)



Index

page

Welcome and Course Description	3
Learning Outcomes	4
Requirements	5
Expectations	6
Important Terms	7
How to Navigate the Course	8-10
Assessments and Grading	11-17
Schedule/What We'll Be Learning	18
Progress	21
Stay Connected	22
Opportunities to Interact	23
Accommodations and Contacts	24



[Welcome and Course Description](#)

[Expectations](#)

[Important Terms](#)

[How to Navigate the Course](#)

[Assessments and Grading](#)

[Schedule/What We'll Be Learning](#)

[Progress](#)

[Stay Connected](#)

[Opportunities to interact](#)

[Accommodations + Contacts](#)

[next page](#)

Welcome!



[Contact me](#)

Welcome to ASL 1! My name is Mrs. Emily Fermier, and I will be your American Sign Language (ASL) teacher this year. I have a passion for ASL and am excited about the opportunity to teach you the language and culture of Deaf Americans. My goal is to help you feel confident having a conversation in ASL with a Deaf person.


This course will introduce you to American Sign Language (ASL) as a World Language. You will develop beginning level ASL communication skills and start your journey into the Deaf World by exploring American Deaf culture and history.

This course is relatively self-paced. I utilize pre-recorded video lessons, interactive activities, and a variety of assessment tools to measure your ASL receptive and expressive skills, and knowledge of grammar and Deaf culture. You will have opportunities to practice the language and use it in authentic ways, through student-teacher, student-student interactions, and practice conversations with native signers.

Course instruction and activities are primarily in ASL.

Course Objectives:

- *Communicate* in American Sign Language (interpretive, interpersonal, and presentational modes).
- Gain knowledge and understanding of Deaf *culture*.
- Use American Sign Language to *connect* with other disciplines and expand knowledge.
- Develop Insight into the nature of language and culture through *comparisons* of American Sign Language and Deaf culture, and their own language and culture.
- Become lifelong learners by using American Sign Language for personal enjoyment and enrichment.



The **5 C's** for learning languages will be used as a roadmap to guide your learning.

[Continue to learning objectives](#)

Welcome and
Course
Description

[Expectations](#)

[Important
Terms](#)

[How to Navigate
the Course](#)

[Assessments
and Grading](#)

[Schedule/What
We'll Be Learning](#)

[Progress](#)

[Stay
Connected](#)

[Opportunities
to interact](#)

[Accommodations
+ Contacts](#)



Learning Outcomes



After successful completion of this class, you will be able to:

- Engage in one-to-one and small group conversations and share basic information related to common topics.
- Engage in one-to-one conversation to reinforce and further their knowledge of other disciplines
- Demonstrate an understanding of basic products, practices, beliefs, attitudes and values related to Deaf culture and used by Deaf people.
- Recognize pieces of information and often recognize the main topic of what is being said.
- Present information, understand, and converse about familiar topics and everyday life, using a variety of words, phrases, and memorized expressions.
- Function at a survival level in an authentic cultural context.
- Compare and contrast ASL and Deaf culture with their own language (English) and culture.

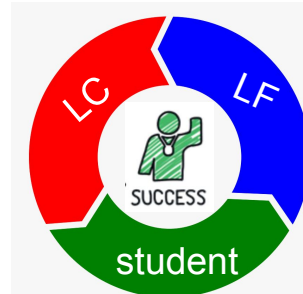
Learning Facilitator (LF): Your LF is a qualified ASL instructor who will be supervising you throughout the course. He/she will answer your questions, provide feedback and a grade on your assignments, check in with you regularly, and encourage your progress.



SUPPORT



ADVICE



MOTIVATION



DIRECTION

Learning Coach (LC)

***Recommended*:** Your LC is a designated adult (usually a parent, guardian, counselor, or school administrator) who will be supporting your progress throughout the course. They assist with time management, accountability, motivation, and ensure you are on track with your assignments and coursework.

[Continue to course requirements](#)

[Welcome and Course Description](#)

[Expectations](#)

[Important Terms](#)

[How to Navigate the Course](#)

[Assessments and Grading](#)

[Schedule/What We'll Be Learning](#)

[Progress](#)

[Stay Connected](#)

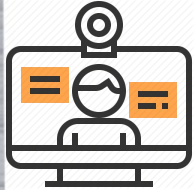
[Opportunities to interact](#)

[Accommodations + Contacts](#)

Requirements



Strong internet connection



Computer with webcam



This course requires a high level of **autonomy** and **self motivation**.



Keep track of what you have completed, and complete course material in **sequential order**.



You need to communicate with your learning facilitator, and respond promptly.



Log in to class consistently. It is recommended you spend at least 3 hours each week.

[Welcome and Course Description](#)

[Expectations](#)

[Important Terms](#)

[How to Navigate the Course](#)

[Assessments and Grading](#)

[Schedule/What We'll Be Learning](#)

[Progress](#)

[Stay Connected](#)

[Opportunities to interact](#)

[Accommodations + Contacts](#)

[next page](#)

Expectations



What you can expect from us:

We will bring our knowledge and passion for ASL and teaching to our classroom everyday.

We welcome your questions, and will answer them promptly.

We will provide helpful feedback and fair grading on your assignments.

We will treat you and your classmates with respect and kindness.

We will provide frequent progress reports.

We will organize the course in a way that optimizes your learning.

What we can expect from you:

We hope you will actively participate in this class, and put forth your best effort, as we've found this to be the best way to engage you in learning.

We encourage you to ask questions whenever you have one.

We want you to read/watch your feedback on your assignments, and apply this feedback to make improvements on your signing skills.

You will treat yourself, your classmates, and us with respect and kindness.

You are encouraged to be aware of your progress and grades in the class.

In order to be successful, you need to follow the instructions and stay on track.

[Welcome and Course Description](#)

[Expectations](#)

[Important Terms](#)

[How to Navigate the Course](#)

[Assessments and Grading](#)

[Schedule/What We'll Be Learning](#)

[Progress](#)

[Stay Connected](#)

[Opportunities to Interact](#)

[Accommodations + Contacts](#)

[next page](#)

Important Terms



S schoolology This is where you will login to our online class. All of your lessons, activities, assignments, quizzes, tests, and grades are located in Schoology.



go react This is where you will record your signing activities and assignments, and where you will receive feedback on your signing skills. You will access Go React within Schoology. This is also where you will have live meetings with your LF, and practice conversations with peers and native signers. .



You can interact with your learning facilitator and classmates using this free Glide app. Messages can be in the form of video messages where students sign (preferred) speak, or text messages. Glide should be used primarily to ask a question related to signing, and/or to practice communicating using sign language. Glide will be used to have 1:1 conversations, small groups, or with the entire class and teacher. Glide is a great way to use the language and stay connected in an authentic, student generated way.



next page

[Welcome and Course Description](#)

[Expectations](#)

[Important Terms](#)

[How to Navigate the Course](#)

[Assessments and Grading](#)

[Schedule/What We'll Be Learning](#)

[Progress](#)

[Stay Connected](#)

[Opportunities to interact](#)

[Accommodations + Contacts](#)

How to Navigate the Course

Lessons are pre-recorded, giving you the ability to pause, rewind, and rewatch as needed, to best support your language learning development.

Review lessons and activities review what you are learning.

Assignments demonstrate your signing skills and knowledge of grammar + culture..

Practice activities give you an opportunity to practice your signing skills.

Quizzes + Tests demonstrate your comprehension and knowledge.

Practice Conversations give you experience having a conversation with a native signer, in ASL.

Can-Do Statements allow you to self-reflect and self-assess what you learned in the unit.

All designed to develop your ASL skills!

[next page](#)

[Welcome and Course Description](#)

[Expectations](#)

[Important Terms](#)

[How to Navigate the Course](#)

[Assessments and Grading](#)

[Schedule/What We'll Be Learning](#)

[Progress](#)

[Stay Connected](#)

[Opportunities to interact](#)

[Accommodations + Contacts](#)

How to Navigate the Course

Course materials are organized in **sequential order**, from top to bottom. Each folder needs to be completed in **sequential order**, and the materials within each folder need to be completed in **sequential order**.

It's similar to reading a book. You have to read page 1, then page 2, then page 3. If you start on page 1, and skip to page 20, then go to page 5, and so on, the story will not make sense. It's the same with our class. Skipping around will confuse you and will not build a strong foundation of language learning!

When you open a new unit folder, you will see lesson folders. Each lesson folder has new lessons, reviews, practice activities, and/or assignments. **Complete everything** in the lesson folder, before moving on to the next lesson folder.

- > Lesson 1- People
- > Lesson 2- People, Wh-questions + Yes/No questions, c
- > Lesson 3- Family + Friends practice, Negation, Essential Communication
- > Lesson 4- NMGS practice and Fingerspelling
- > Lesson 5- Name Signs, Family Dynamics, CODAS
- > Lesson 6- Pronouns and Spatial Referencing

[next page](#)

[Welcome and Course Description](#)

[Expectations](#)

[Important Terms](#)

[How to Navigate the Course](#)

[Assessments and Grading](#)

[Schedule/What We'll Be Learning](#)

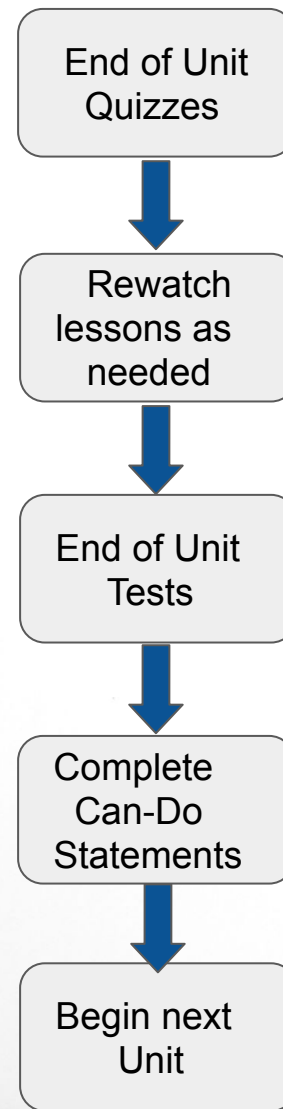
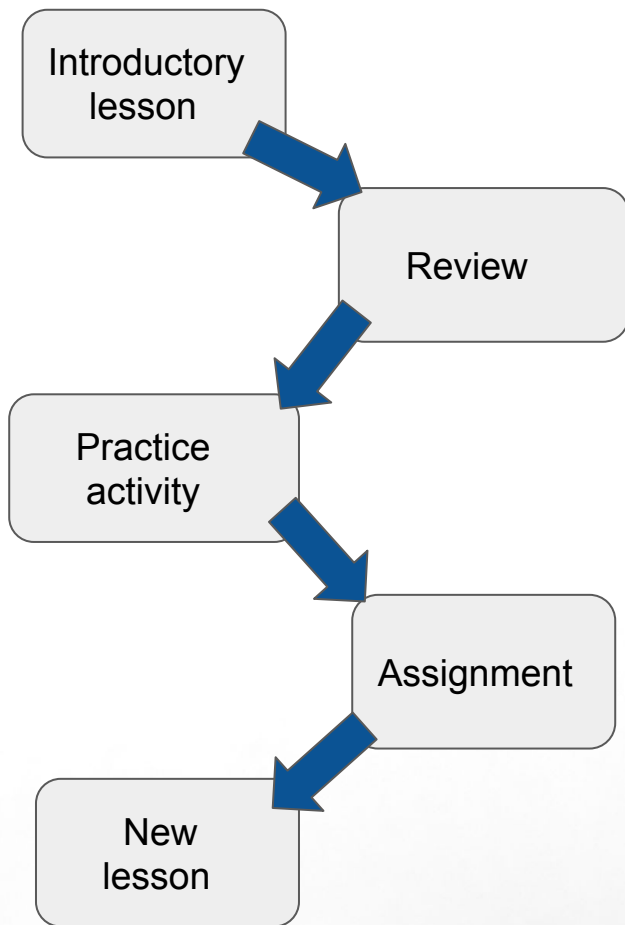
[Progress](#)

[Stay Connected](#)

[Opportunities to Interact](#)

[Accommodations + Contacts](#)

How to Navigate the Course



[next page](#)

[Welcome and Course Description](#)

[Expectations](#)

[Important Terms](#)

[How to Navigate the Course](#)

[Assessments and Grading](#)

[Schedule/What We'll Be Learning](#)

[Progress](#)

[Stay Connected](#)

[Opportunities to interact](#)

[Accommodations + Contacts](#)

Assessments



You will be assessed on these three components: Interpretive, Interpersonal, Presentational.

Interpretive: Understanding the language when it is being used by a native signer, a Deaf person, your classmates, or teacher.

Interpersonal: Having a conversation in ASL with another person. This could be your classmate, a native signer, or your teacher.

Presentational: Presenting information using ASL.

Types of Assessments

[Practice Activities](#)

[Signing Assignments](#)

[Grammar + Culture Practice Activities and Quizzes](#)

[Grammar + Culture Assignments and Tests](#)

[Unit Receptive Practice Quizzes](#)

[Unit Receptive Tests](#)

[Midterm](#)

[Final Exam](#)

[Grade breakdown, next page](#)

[Welcome and Course Description](#)

[Expectations](#)

[Important Terms](#)

[How to Navigate the Course](#)

[Assessments and Grading](#)

[Schedule/What We'll Be Learning](#)

[Progress](#)

[Stay Connected](#)

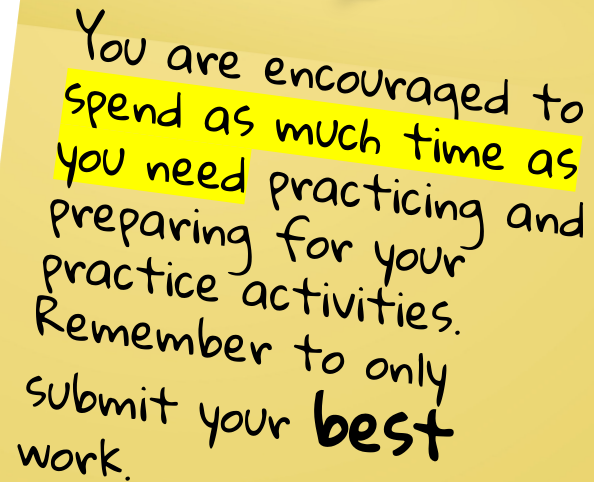
[Opportunities to Interact](#)

[Accommodations + Contacts](#)

Practice Activities

Interpersonal + Presentational Communication:

You will have many opportunities to practice your signing skills. You will record your signing activities in Go React, and receive feedback on what you're doing well, and if there are any areas you need to continue working on. These activities are graded on completion and effort.



You are encouraged to spend as much time as you need practicing and preparing for your practice activities. Remember to only submit your **best** work.



[back to assessments](#)

[Welcome and
Course
Description](#)

[Expectations](#)

[Important
Terms](#)

[How to Navigate
the Course](#)

[Assessments
and Grading](#)

[Schedule/What
We'll Be
Learning](#)

[Progress](#)

[Stay
Connected](#)

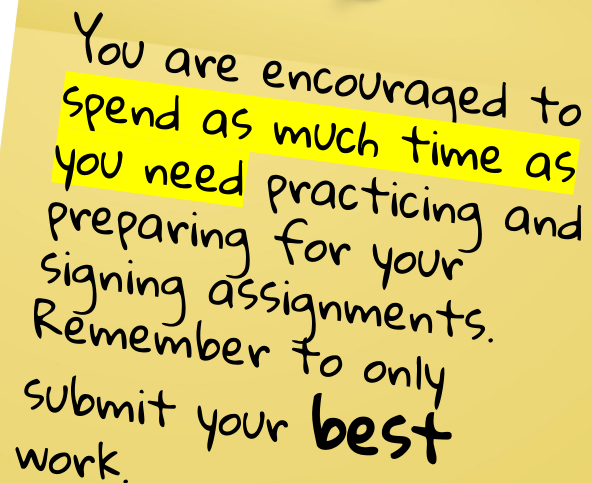
[Opportunities
to interact](#)

[Accommodation
s + Contacts](#)

Signing Assignments

Interpersonal + Presentational Communication:

After you have practiced the skills you are learning, and applied the feedback you received, you will record your signing assignments in Go React. These are graded on your sign accuracy: sign production, facial expressions, grammar and syntax, use of space, fluidity, and complexity



You are encouraged to spend as much time as you need practicing and preparing for your signing assignments. Remember to only submit your **best** work.

[back to assessments](#)

[Welcome and
Course
Description](#)

[Expectations](#)

[Important
Terms](#)

[How to Navigate
the Course](#)

[Assessments
and Grading](#)

[Schedule/What
We'll Be
Learning](#)

[Progress](#)

[Stay
Connected](#)

[Opportunities
to Interact](#)

[Accommodations
+ Contacts](#)

Grammar + Culture Practice Activities and Quizzes

These activities and quizzes are completed in Schoology and assess your knowledge of cultural and linguistic topics covered in the unit. They also prepare you for the tests. The format of the quiz is the same as the test. You have the opportunity to take the these quizzes as **many times as you'd like**. Your **highest score** will be recorded.

Grammar + Culture Assignments and Tests

These assignments and tests are completed in Schoology and assess your knowledge of cultural and linguistic topics covered in the unit. You have the opportunity to take these tests **twice**. Your **average score** will be recorded.

[back to assessments](#)

[Welcome and
Course
Description](#)

[Expectations](#)

[Important
Terms](#)

[How to Navigate
the Course](#)

[Assessments
and Grading](#)

[Schedule/What
We'll Be Learning](#)

[Progress](#)

[Stay
Connected](#)

[Opportunities
to interact](#)

[Accommodations
+ Contacts](#)

Unit Receptive Practice Quizzes

Interpretive Communication:

After you have completed all of the lessons, activities, and assignments in the unit, you will take the Unit Receptive Practice Quiz. These assess, and further develop your ability to understand signed communication. They also prepare you for the Unit Receptive Test. The format of the quiz is the same as the test. These are taken in Schoology. You can take these **as many times as you'd like**. Your **highest score** will be recorded.

Unit Receptive Tests

Interpretive Communication:

After you have successfully completed the Unit Receptive Quiz, you have the opportunity to review any lessons before taking the Unit Receptive Test. These assess your ability to understand signed communication. These are taken in Schoology. You can take these **twice**. Your **average score** will be recorded.

[back to assessments](#)

[Welcome and Course Description](#)

[Expectations](#)

[Important Terms](#)

[How to Navigate the Course](#)

[Assessments and Grading](#)

[Schedule/What We'll Be Learning](#)

[Progress](#)

[Stay Connected](#)

[Opportunities to interact](#)

[Accommodations + Contacts](#)

Midterm



Presentational Communication:

The midterm is a prepared presentational assessment that evaluates your ability to use a variety of vocabulary and grammar concepts learned in Units 1-3. You will have ample time to practice and prepare for this test and will record your midterm in Go React.



Final Exam



Interpersonal Communication:

This is your opportunity to show me everything you learned during the course. You will have time in advance to prepare questions, answers, and simple stories that incorporate a variety of vocabulary and grammar you learn in Units 1-6. It is designed for students to be successful, and to **highlight your ASL abilities**. The final exam is a live, spontaneous, conversation between you and your learning facilitator. It will take place through Go React.

[next page](#)



[Welcome and Course Description](#)

[Expectations](#)

[Important Terms](#)

[How to Navigate the Course](#)

[Assessments and Grading](#)

[Schedule/What We'll Be Learning](#)

[Progress](#)

[Stay Connected](#)

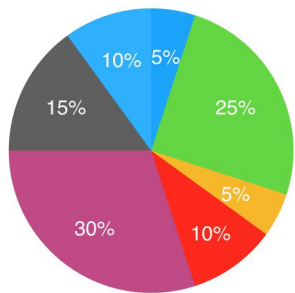
[Opportunities to interact](#)

[Accommodations + Contacts](#)

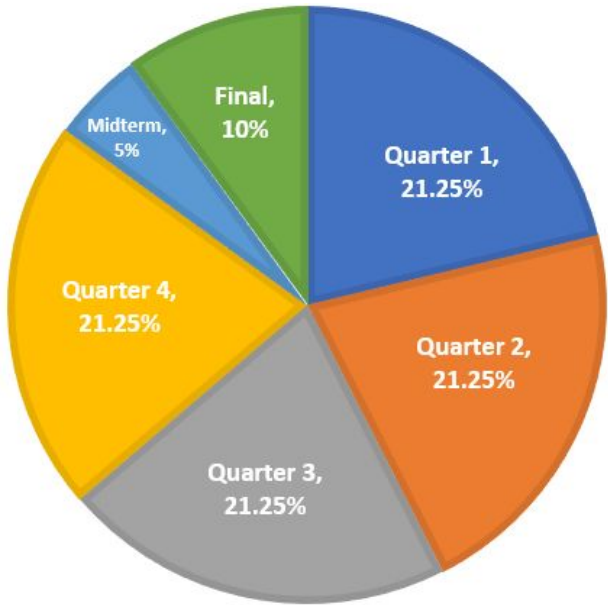
Graded Categories (Quarterly)



Unit Receptive Tests	30%
Unit Receptive Quizzes	10%
Receptive and/or Expressive Signing Assignments	25%
Receptive and/or Expressive Signing Practice Activities	15%
Grammar + Culture Tests and Assignments	10%
Grammar + Culture Quizzes and Activities	5%
Self-Evaluations	5%



Overall Grade Distribution



[next page](#)

Welcome and
Course
Description

Expectations

Important
Terms

How to
Navigate the
Course

Assessments
and Grading

Schedule/What We'll Be
Learning

Progress

Stay
Connected

Opportunities
to interact

Accommodations +
Contacts

Schedule



Quarter 1	Unit 1a Unit 1b Unit 2a
Quarter 2	Unit 2b Unit 3a Unit 3b
Midterm	Midterm
Quarter 3	Unit 4 Unit 5a
Quarter 4	Unit 5b Unit 6a Unit 6b
Final	Final Exam



What we'll be learning Quarter 1

	Topics	Grammar	Culture
Unit 1a	Greetings/ Farewells Feelings/Emotions Essential Signs Manual Alphabet Language/Culture	-NMGS -Sentence Types: -Wh-questions -Y/N-questions -Gestures vs Signs -Fingerspelling -Pronouns	Language Culture ASL Deaf Culture Deaf Community
Unit 1b	Introductions Feelings/emotions Essential communication signs Language/Culture Fingerspelling	-Pronouns -Sentence Types; -Wh-questions continued -Yes/No questions continued	Collectivism vs Individualism Deaf Culture Etiquette
Unit 2a	School Essential Signs Courtesy	-Sentence Types: -WH-questions expanded -Y/N-questions (wiggle marker) -Closing Signals -Parameters -Agent Marker	Getting a deaf person's attention Negotiating a signing environment Maintaining eye contact

Welcome and
Course
Description

Expectations

Important
Terms

How to
Navigate the
Course

Assessments
and Grading

Schedule/What We'll
Be Learning

Progress

Stay
Connected

Opportunities
to interact

Accommodations
+ Contacts

[next page](#)

What we'll be learning Quarter 2

Unit 2b	Colors Cardinal Numbers 0-10	-Number Systems: Cardinal Numbers	Deaf and Hearing comparisons
Unit 3a	People Conversational Feedback Essential Signs Negation	-Spatial Referencing -Wh-questions continued -Yes/No questions continued	Family Dynamics Causes of Deafness CODAs Name Signs
Unit 3b	Numbers 11-30	-Number Systems: -Cardinal Numbers -Topic Comment Structure -Sentence Types: * Declarative * Affirmative * Negative	

What we'll be learning Quarter 3

Unit 4	Interests + Activities Locations Feelings + Opinions Numbers 31-60	-Contrastive Structure -Listing + Ordering -Sign Iconicity	Perspectives on deafness Deaf Gain Transnationalism Information Sharing in the Deaf Community
Unit 5a	Calendar -Days of the week Daily Routines Ordinal Numbers Expanded Calendar -everyday, every morning, numerical incorporation	-Tense -General to Specific Syntax -Finish Clause -Number Systems: -Ordinal Numbers	History of ASL -Home Signs -Gallaudet -Clerc -Martha's Vineyard

[Welcome and
Course
Description](#)

[Expectations](#)

[Important
Terms](#)

[How to Navigate
the Course](#)

[Assessments
and Grading](#)

[Schedule/What
We'll Be Learning](#)

[Progress](#)

[Stay
Connected](#)

[Opportunities
to interact](#)

[Accommodations
+ Contacts](#)

[next page](#)

What we'll be learning

Quarter 4

Unit 5b	Calendar continued Tense Essential Communication signs	-Numerical Incorporation -Rule of 9 -Multi morphemic Signs -ASL and English comparisons	Deaf and Hearing comparisons
Unit 6a	Classifiers CL Handshapes CL Referents	-Classifiers -Handshapes -Usage of CLs -Functions -Mouth Morphemes	Technology Utilized by deaf people -TTY -Videophone -CART -Alerting Devices -Hearing Aids -Cochlear Implants -Hearing Dogs
Unit 6b	Classifiers continued Numbers 61-100	Classifiers Continued	Famous Deaf people



I've found that completing lessons, activities, assignments, and tests in sequential order helps build a solid foundation, and best prepares you for success in this class, so you will not be permitted to complete class materials out of order.

[next page](#)

[Welcome and Course Description](#)

[Expectations](#)

[Important Terms](#)

[How to Navigate the Course](#)

[Assessments and Grading](#)

[Schedule/What We'll Be Learning](#)

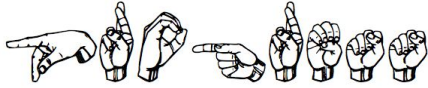
[Progress](#)

[Stay Connected](#)

[Opportunities to interact](#)

[Accommodations + Contacts](#)

Progress

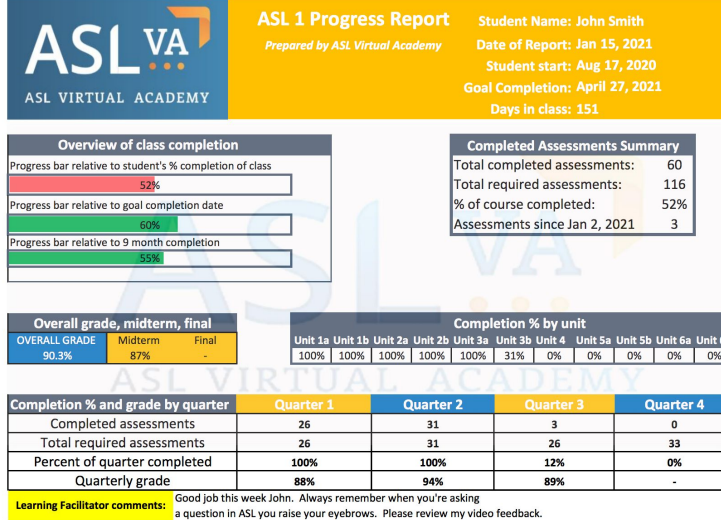


Checklists: Each unit has a checklist of the lessons, activities, assignments, quizzes, and tests for that unit.

You are **required** to use your checklist, and mark of each time you complete one of these materials. This will help you **keep track** of what you've completed, and what you still need to complete in the unit. The course is designed for materials to be completed in **sequential order**, so please don't skip around within the unit.



You and your learning coach will receive a detailed progress report every two weeks.



You will also have progress meetings with your learning facilitator, periodically, to discuss your progress and set future goals. Learning coaches are encouraged to participate.

[next page](#)

Welcome and
Course
Description

Expectations

Important
Terms

How to Navigate
the Course

Assessments
and Grading

Schedule/What
We'll Be Learning

Progress

Stay
Connected

Opportunities
to interact

Accommodations
+ Contacts

Stay Connected

To get the most out of your learning experience, you will want to **stay connected** to your learning facilitator and classmates.



Use [Glide](#) to stay connected to your LF and classmates.



Participate in [ASL Hangouts](#).




Use the Question Board to get your questions answered.



Schedule a student-student practice session with a classmate.



Reach out to your LF through email, Schoology messaging, Glide, or text anytime you need.



[next page](#)

Welcome and
Course
Description

Expectations

Important
Terms

How to Navigate
the Course

Assessments
and Grading

Schedule/What
We'll Be Learning

Progress

Stay
Connected

Opportunities
to Interact

Accommodations
+ Contacts

Opportunities to interact

There are numerous opportunities to interact with your LF, classmates, and native signers, throughout the course.

ASL Hangouts take place each week through Zoom. This is a fun opportunity to practice what you're learning, interact with other ASL students, play games, and learn new signs.

Review sessions take place periodically. These are another great opportunity to interact with other ASL students, while reviewing vocabulary, grammar, and culture topics you've been learning.

Glide Send and receive signed video messages through Glide, for extra practice and interaction with your LF and classmates.

Practice Conversations are opportunities for you to have a 1:1 conversation, in ASL, with a Deaf native signer. These are scheduled a few times throughout the course.

Student-Student Practice Sessions are opportunities for you to practice with a partner, or in small groups. You can schedule these at your convenience.

Welcome and
Course
Description

Expectations

Important
Terms

How to Navigate
the Course

Assessments
and Grading

Schedule/What
We'll Be Learning

Progress

Stay
Connected

Opportunities
to interact

Accommodations
+ Contacts

next page

Accommodations


If you need accommodations, you have a right to have these met, so it's best to discuss with me, as soon as possible, accommodations you may need to best set you up for success in this class.



[previous page](#)



Contacts



Learning Facilitator: Christina Pribonic

Email: christina@aslva.com

Phone/Glide: 614-579-2504

Schoology message: Christina Pribonic

Tech Support: Tom Fermier

Email: fermier.1@aslvirtualacademy.com,
(subject: tech support)

Phone: 614-588-2758

Schoology message: Tom Fermier

Program Director: Emily Fermier

Email: fermier.1@aslvirtualacademy.com

Phone: 614-202-1500

Schoology message: Emily Fermier

[index](#)

Welcome and
Course
Description

Expectations

Important
Terms

How to Navigate
the Course

Assessments
and Grading

Schedule/What We'll
Be Learning

Progress

Stay
Connected

Opportunities
to interact

Accommodations
+ Contacts